



SCALA
DATA CENTERS

1st Sustainability Report

March | 2024

Comments From Management



Scala is proud to present its first Sustainability Report, referring to the year 2023 and in accordance with the terms displaced at the 2nd and 3rd Debenture Issuances.

Our company was created in April 2020 sponsored by DigitalBridge, with the desire to become the leading Latin American platform of sustainable Hyperscale Data Centers, preparing the region for the future. From the concept and construction to the operation of Data Centers, we bring Hyperscale solutions that permeate innovation into our business.

During 2023, Scala intensified its pace of investment in new Data Center facilities, ending the year with over 56 MW IT available / in operation and BRL 1.7 Billion in annual CAPEX. Despite the robust growth trajectory, we reinforce our permanent commitment to achieve the best Sustainability Policies and Practices in the industry, having covered 100% of the energy consumed with I-REC and invested almost BRL 1.0 Million in 2023 to obtain LEED Certifications for our Sites¹. Our mature, fully occupied Data Centers also have some of the best Power Usage Effectiveness in the industry, being in compliance with the ceiling set in our Sustainability Framework (PUE \leq 1.45 with 60% or more occupancy)².




Given the long-term orientation of our business, we expect to measure better Green Indicators throughout 2024 as Scala's newer sites should hit greater occupancy, helping dilute energy usage, and see more tangible results from our continuous efforts for Sustainability.

1) Amount spent on TB03, TB04, TB05, TB06, TB08, and TB12.

2) Considering TB03, which is the most mature among the 6 sites aforementioned.

Data Center Watched Indicators (2nd Debenture Issuance)








Site 	ENERGY EFFICIENCY				RENEWABLE ENERGY	Total Expenditure (BRL)	Avg Occupancy 2023	Avg PUE 2023
	24 Mo's Before Issuance (BRL)	12 Mo's After Issuance (BRL)	Total Invest. (BRL)	Total OPEX (BRL) ¹	I-REC (BRL) ²			
SCALA DATA CENTERS SA - TB03	238.681.249,30	2.761.935,29	241.443.184,59	31.125.540,96	-	272.568.725,55	50,1%	1,40
SCALA DATA CENTERS SA - TB04	306.230.515,47	102.019.211,96	408.249.727,42	24.493.075,71	-	432.742.803,13	10,2%	1,52
SCALA DATA CENTERS SA - TB05	203.042.892,17	110.728.263,47	313.771.155,64	8.899.938,71	-	322.671.094,35	5,4%	2,69
SCALA DATA CENTERS SA - TB06	23.567.002,58	99.356.147,92	122.923.150,51	Under Construction	-	122.923.150,51		
TOTAL 2nd ISSUANCE³	771.521.659,51	314.865.558,65	1.086.387.218,16	64.518.555,38	613.331,98	1.151.519.105,52	-	-

Volume Funded: BRL 2.0 Billion
 Disbursement Date: December 15, 2022
 Maturity: December 15, 2027

1) 13 months from December 2022 to December 2023
 2) 13 months from December 2022 to December 2023
 3) Total investment is expected to hit BRL 2.0 Billion after TB06 is complete.

Data Center Watched Indicators (3rd Debenture Issuance)




Site 	ENERGY EFFICIENCY				RENEWABLE ENERGY	Total Expenditure (BRL)	Avg Occupancy 2023	Avg PUE 2023
	24 Mo's Before Issuance (BRL)	12 Mo's After Issuance (BRL)	Total Invest. (BRL)	Total OPEX (BRL)	I-REC (BRL)			
SCALA DATA CENTERS SA - TB08	344.755.219,64	54.574.788,63	399.330.008,28	Under Construction	-	399.330.008,28		
SCALA DATA CENTERS SA - TB12	138.916.925,54	33.612.423,48	172.529.349,02	Under Construction	-	172.529.349,02		
TOTAL 3rd ISSUANCE	483.672.145,19	88.187.212,11	571.859.357,30	-	-	571.859.357,30	-	-

Volume Funded: BRL 1.072 Billion
Disbursement Date: November 17, 2023
Maturity: November 17, 2029

Dashboard: Energy Indicators (2023)



Site 	Energy Acquired (MWh) 	I-REC Coverage (%) 
--	---	--

SCALA DATA CENTERS SA - TB03	52,724	
SCALA DATA CENTERS SA - TB04	16,323	100%
SCALA DATA CENTERS SA - TB05	4,820	
SCALA DATA CENTERS SA - TB06		
SCALA DATA CENTERS SA - TB08	Under Construction	
SCALA DATA CENTERS SA - TB12		
TOTAL	73,867	100%